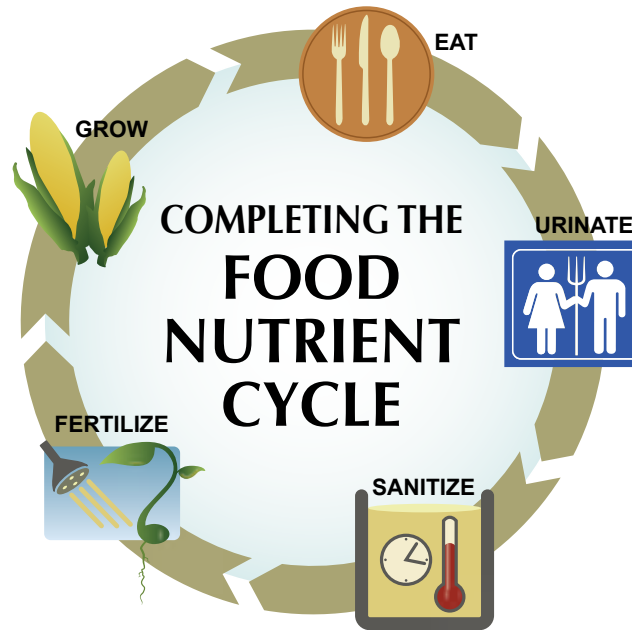


# Become a URINE DONOR



By becoming a peecycler through our program, you can:

- 🔥 **Create fertilizer.** Urine contains vital nutrients that plants need to thrive! Rich Earth sanitizes all of the urine we collect through pasteurization before providing it to our local farm partners.
- 🔥 **Prevent pollution.** These nutrients would otherwise fertilize harmful algal blooms. In Southeastern Vermont, the nutrients we flush travel down the Connecticut River, where they can contribute to nutrient pollution in the Long Island Sound.
- 🔥 **Conserve water.** Every full 5-gallon cubie conserves 100 gallons of flush water, or ~4,000 gallons per person each year.
- 🔥 **Support research.** Rich Earth's Urine Nutrient Reclamation Program forms the basis for our technical, agricultural, and social research. This includes developing innovative tools to streamline the collection, treatment, and agricultural use of urine.



To become a urine donor  
in the South-eastern VT area, email  
[julia@richearthinstitute.org](mailto:julia@richearthinstitute.org)  
to sign up and get a Cubie & Funnel  
collection device

Rich Earth also installs permanent urine-diverting toilet or urinal collection systems in private and public buildings.

To learn more and join our waiting list of interested sites, email  
[info@richearthinstitute.org](mailto:info@richearthinstitute.org)

## Urine Nutrient Reclamation Program (UNRP)

This program is the first community-scale program of its kind in the US. Since 2012, volunteers have been contributing their urine to support this effort. We now collect over 10,000 gallons/year! This urine is then pasteurized and made into fertilizer permitted by the state of Vermont.



[www.RichEarthInstitute.org](http://www.RichEarthInstitute.org)

Rich Earth Institute  
355 Old Ferry Road  
Brattleboro, VT 05301

[info@RichEarthInstitute.org](mailto:info@RichEarthInstitute.org)

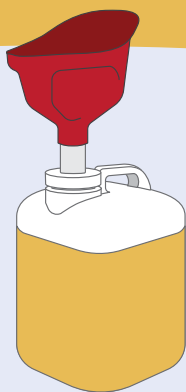
@peecyclers



# How to DONATE



## TOOLS



### Cubie & Funnel:

Plastic jug with odor-blocking funnel attachment, available in 5 or 2.5 gallon sizes.

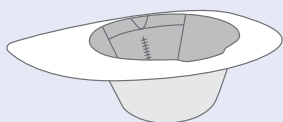
### Suggested donation:

**\$45/unit, additional \$15 for extra jugs**



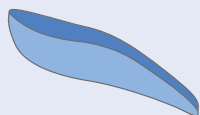
### Decorative cloth cozy:

A privacy sleeve that fits over the jug.



### Nun's cap:

Fits into your flush toilet so you can sit to pee. The "cap" has a spout making it easy to pour into storage container.



### P-style:

Stand-to-pee device

**Cost: \$12**

## COLLECT

**Your Cubie & Funnel setup can be used as a urinal or an easy-to-pour-into container,** by using the nun's cap or yogurt container and then pouring the contents into the funnel.

**Prevent odors from forming** by adding between 2 to 4 cups of white vinegar per 5 gallon container before you begin filling it. The funnel also contains a ping-pong ball, which will act as a check valve to let the urine into the container and keep smells out of the room. Ensure that the vent cap on top of your cubie is loosened to allow air exchange (this will prevent the ping pong ball from "burping" as the funnel empties).

**Store the container** in the bathroom or other convenient place. You can use one of our cloth cozies or store it out of sight, if needed.



## DONATE

Once the container is full, bring it to one of our Urine Depots! Unscrew the funnel from the cubie by holding onto the cubie or white PVC fitting—not the red funnel itself (this may cause damage to the device). Then tighten all caps, including the vent cap.



### Brattleboro Urine Depot

116 Birge St., Brattleboro, VT  
(Behind the Estey Organ Museum)  
Combination Code: 2012

### Rockingham Urine Depot

Rockingham Recycling Center  
Open during Recycling Center Hours:  
M, W, S / 8 am - 1 pm

At the depot, use the self-service station to **pump** the urine into our storage tanks. Please read all signs at the depot to learn more about the pump out process and how to use the facility.

Create a page for your household in the provided log-book to record your donation as part of our annual **Piss-Off Contest!**

Cap your container and bring it home. You may choose to wash out your container before filling it again, but this is up to you.

Then, stay hydrated and **continue peecycling!** Thank you for helping to complete the food nutrient cycle and protect our local watersheds.